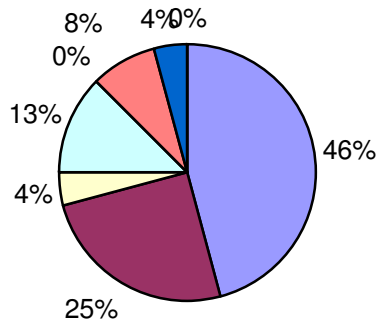


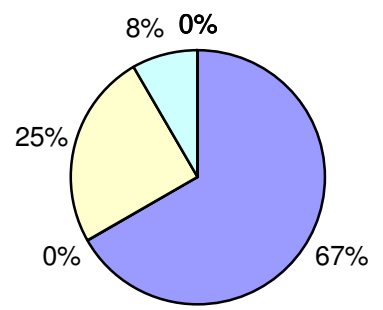

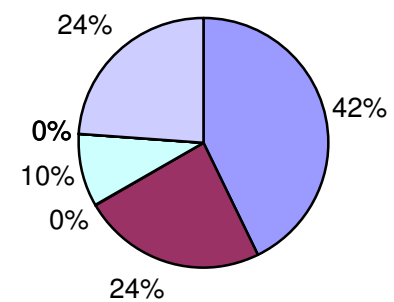
**Appendix II TRENDS WITHIN THE CLIENT BASE OF THE PBEP CONSULTANCY PROGRAMME IN LUBLIN**

Employees in client companies	0-15	16-30	31-45	46-60	61-75	76-90	91-220	221-450	TOTALS	MEAN AVERAGE
WP 2 July to Aug 1995	11	6	1	3		2	1		24	
	82.5	138	38	159	0	166	155.5	0		92.375
WP 7 Jan to June 1998	9	5		2				5	21	
	67.5	115	0	106	0	0	0	1802.5		261.375
Value of projects\$US	1-600	601-1200	1201-1800	1801-2400	2401-3000	3001-3600	3601-4200	4201-4800		
WP2 Value	16		6	2					24	
	4808	0	9003	4241						2256.5
WP7 Value	7	6	4	2	1			1	21	
	2103.5	5403	6002	4201	2700.5			4500.5		3113.8125



**Employees in Client Companies**

<WP2 WP7>



**Value of Consultancy projects**

<WP2 WP7>

